




Interactive flat panel Avtek TS 8 Connect 86



Code: 1TV295

Capture attention, inspire with accuracy and drive your presentation to a completely innovative level with the Avtek TS 8 Connect




Android version 13.0 offers high-speed components and a high version of the operating system, which makes operating the monitor much smoother, and allows you to install increasingly demanding applications.

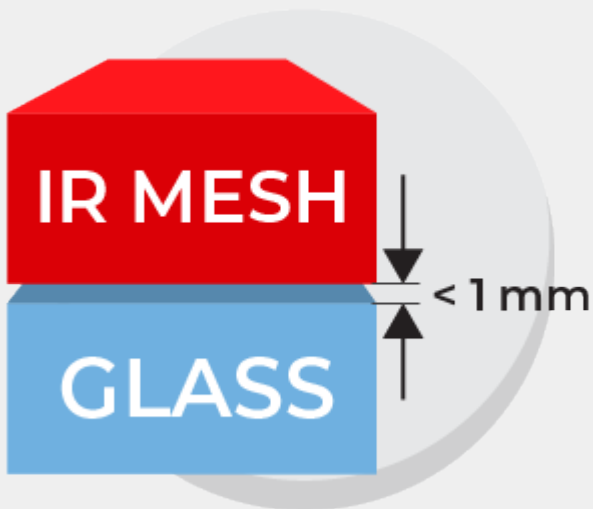
The ability to write in two colours at the same time - conduct a colourful presentation and capture the attention of students or colleagues with the included two-sided pens.



The multitude of available ports makes the monitor even more suitable for working in any environment and connecting more devices, including a USB-C port on the front, 100W (with OPS plugged in, 65W).




The built-in WiFi/Bluetooth module allows for convenient, quick connection to available networks and instant Bluetooth activation for file transfer or wireless connection of devices like speakers or headphones.




Accurate touch control - Zero Bonding technology makes using the monitor even more natural. With minimal space between the display and the protective glass, the electronic ink appears just below the pen, with parallax minimised. This improves the writing experience, making the most frequently used functions of the interactive monitor, note-taking, writing or drawing more enjoyable and intuitive.


The built-in wireless image transfer application allows you to connect to 8 computers or mobile devices at once and display up to four images simultaneously. Wireless image, audio and touch transfer allows for even more convenient collaboration and eliminates the need to connect each computer directly to the monitor.



Over-the-Air (OTA) updates to the monitor's software ensure that it will always receive the latest features and applications introduced over time. Users can easily install updates themselves when they become available, so they won't miss future changes.




The TS 8 monitors are ready to support 4K/UHD resolution. An advanced panel with 3840 x 2160 resolution and a 60Hz refresh rate is responsible for displaying the image.




Thanks to the unique solution of shared USB ports on the front of the monitor, once connected, a USB flash drive will be available on both Android and the built-in OPS computer without the need to translate between ports.



The annotation tool allows you to annotate any image or use the monitor like an interactive whiteboard. The tool also allows the use of a stopwatch, timer, spotlight and voting system.



The voting tool called from a handy shortcut bar available on each source allows you to ask any question, collect answers and summarise them quickly. And that's regardless of whether the display is a presentation, an Android browser or an image from an external source like a laptop.





Monitor locking features are a dedicated solution for school environments and work well in crowded places. USB Disk Lock allows you to lock the monitor and unlock it only after connecting a key (USB flash drive) with the appropriate unlock file. With the application for locking the monitor, we will secure it similarly to a code phone. Both solutions protect the equipment and the data available on it from unwanted use.



Avtek TouchScreen monitors come with interactive Note software for Windows, which allows you to prepare lessons and run business presentations.



Note supports the same file format as the whiteboard app on Android, so you can start editing a file on the monitor and then finish it in the Note app on Windows.

In addition to the Note software, two more programs are included with the monitor: Connect and Capture. The first is for communication between a mobile device and a PC, and allows, among other things, for round-trip image transfer and presentation control. This makes remote control of the monitor from a PC simple and intuitive.



Capture is a useful tool for recording and editing presentations or lectures. It allows you to record your Windows desktop and video from a connected camera (or both simultaneously). Capture also offers quick editing of the footage, which in the form of a single video file can be saved, sent to the cloud or published to services such as YouTube.

Interactive monitors are ideal for scenarios with varying requirements, so OPS computers are available in several variants. In education and for basic applications, the economical i3 will be ideal. For more advanced applications, there are i5 versions, and for the most professional applications, the extremely powerful Intel i7.



ATTENTION: AVTEK TS 8 CONNECT MONITORS ARE NOT DESIGNED FOR HORIZONTAL OPERATION (INTERACTIVE TABLE MODE).

Specification

Series	Connect
Display size	86"
System	Android 13
Panel	VA
Aspect Ratio	16:9
Viewing Angle	°
Brightness	500 cd/m ²
Colors displayed	1.07 Billion
Response time	ms
RAM	8GB
ROM	64GB
Working time	24/7
Built-in speakers	2 x 18W + 2 x 8W
Built-in microphone	1
Touch technology	Infrared
Number of touch points	32 for Android, 50 for Windows
Video Outputs	HDMI

Video inputs	Display Port, 4 x HDMI
Audio inputs	mini jack 3.5 mm
Communication ports	2 x RJ-45, RS232, 2 x USB Touch, USB 2.0, 4 x USB 3.0, 2 x USB (C)
Audio outputs	mini jack 3.5 mm
VESA	800 x 600 mm
Monitor size	mm
Package dimensions	mm
Weight	63.55 kg
Gross weight	80.5 kg
Accessories in box	Power cable (3 m), User manual, USB cable, Markers (2 pcs.), Remote control, HDMI cable (3 m), Wall mounting bracket, WiFi/Bluetooth module
Optional accessories	mobile stand